



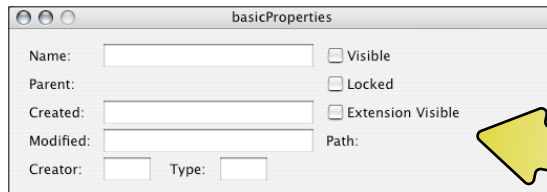
PRODUCT: Oxygen Christmas
PROBLEM: Mac Only – The menu does not load because it cannot find a file.
REASON: The source folder is named “Systemem” instead of “System”

1 Download a free utility called **basicProperties**
<http://tc.versiontracker.com/product/redirect/lid/190772/basicProperties.sit>



Unstuff the .sit file and double-click the basicProperties.app to run it.
 You will need Stuffit Expander if you don't have it installed – <http://www.stuffit.com/mac/expander/>

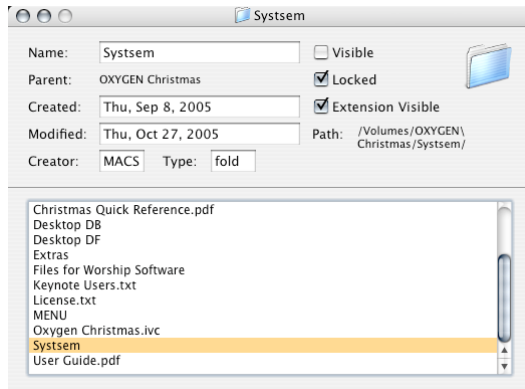
2 This will open a window that looks like this:



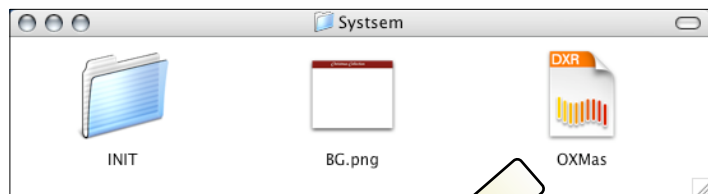
3 In the Finder, drag the OXYGEN Christmas CD onto the blank window.



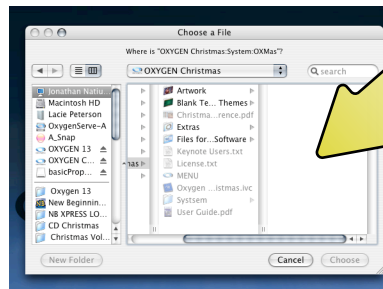
4 The window shows the contents of the CD.



Scroll down and click once on Systemem
 In the menu bar at top, select
 Special > Launch File
 This will open the invisible folder for you.

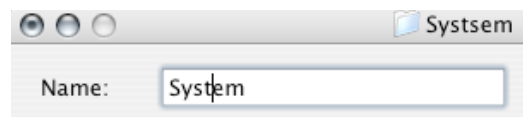


5 Run the menu from the OXYGEN Christmas CD-ROM.
 When the “Choose a File” dialog appears, drag the OXMas file onto the window. The menu should now load correctly.



6 Unfortunately, this will need to be done everytime the menu is loaded from the CD-ROM. To solve this issue permanently, follow these steps:

- In the Finder, hold down option and drag the CD to your Hard Drive. When finished, eject the CD.
- Open the basicProperties utility as described above. Drag OXYGEN Christmas from your Hard Drive onto the window.
- Select the **Systemem** folder and use the name box to rename it to **System**
- Press CMD + S to save and then close the application.
- The menu should now load correctly.



We apologize for this error.
 Please call us at (360) 816-0549
 for further help or to request a
 replacement CD-ROM. Or email:
support@oxygen-multimedia.com